

# Funzione3

lighting



- IP20  
IP40
- IK05
- 650°
- 
- +40°C  
-20°C
- CRI>90
- UGR<19



- Multi-purpose downlight with a revolutionary design and high luminous flux.
- Power supply system adjustable in 4 luminous flux steps to adapt the product to all requirements.
- Variable geometry multi-lens screen with 3 different light beams.
- Decomposable body for recessed or ceiling mounting without accessories. The ED version has the power supply integrated in the luminaire.

## Applications

Services, retail, offices, schools

## Characteristics

### Power supply

**SD** 93÷265VAC, 50÷60Hz, 176÷250VDC

**ED** 230VAC ±10% 50Hz

**Power supply - MTBF at 25°C** 70,000h

**Luminous flux retention at 25°C**

>70,000h (L80B20)

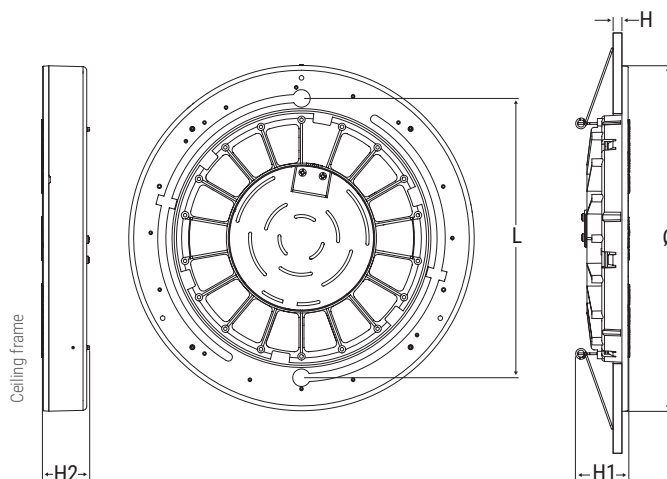
**Colour stability** 3 SDCM

**Mounting** plasterboard, ceiling, suspended

**Housing** Polycarbonate, RAL 9003

**Optics** PMMA Multi-lens

**Compliance** EN 60598-1, EN 60598-2-2, EN60598-2-22, EN62471 (photobiological risk-free), CAM Minimum Environmental Criteria according to DM 11.01.2017, 2014/53/EU

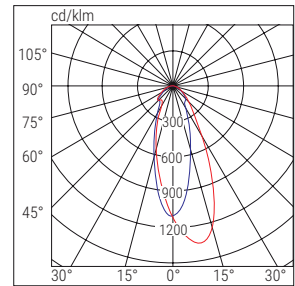


Recessed mounting hole mm	Dimensions mm				
	Ø	H	H1	L	H2
Ø 170÷200	235	6÷25	36	190	32

## ONE PRODUCT 27 SOLUTIONS

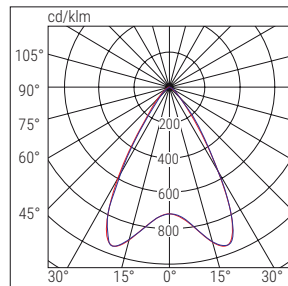
By combining three types of mounting with the possibility of having three built-in optics on a single product, we offer you nine different combinations with a single device, each featuring 3 different colour temperatures: 3000, 4000, 5000K

### WALL WASHER ASYMMETRICAL LENS



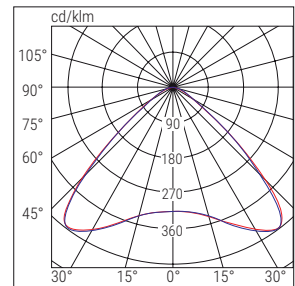
■ C0-C180 ■ C90-C270

### CONCENTRATING LENS TYPE DARK LIGHT UGR <19



■ C0-C180 ■ C90-C270

### DIFFUSING LENS UGR <25



■ C0-C180 ■ C90-C270

## MOUNTING



	Order Code	Description	Power W	Colour temp. K	Chromatic yield	LED Flux lm (Tj=25°C)	Luminaire flux lm	Brightness efficiency lm/W	Weight Kg	Packaging Single/Multi pack	Notes and compliance
<b>SD</b>	226SD4	FUNZIONE3 226 SD 4000K CRI90	13.5	4000	>90	1900	1500	110	0.5	1	AUTO-DIMMER
	170SD3	FUNZIONE3 170 SD 3000K CRI90	24	3000	>90	3400	2700	110	0.5	1	
<b>ED</b>	226ED4	FUNZIONE3 226 ED 4000K CRI90	13.5	4000	>90	1900	1500	110	0.5	1	ON / OFF
	170ED3	FUNZIONE3 170 ED 3000K CRI90	24	3000	>90	3400	2700	110	0.5	1	
	226EDMC	FUNZIONE3 226 ED MULTICOLOUR CRI90	13.5	3000/4000/5000	>90	1900	1500	110	0.5	1	
	170EDMC	FUNZIONE3 170 ED MULTICOLOR CRI90	24	3000/4000/5000	>90	3400	2700	A++	0.5	1	


**DALI** INTERFACING WITH ACCESSORY TO BE ORDERED SEPARATELY:  
 It is possible to create DALI luminaires by integrating the version **SD** with the accessory **Dali Module** Order Code **15024**  
 Example: Order Code **226SD4+ 15024** = Luminaire **226SD4** in the **DALI** version

NEXT >


# Funzione3


lighting

## ACCESSORIES - included



	<b>SMART DIMMER LIGHT SENSOR</b> Order Code <b>15039</b>	<b>SD</b>
---	---	-----------


## ACCESSORIES - to be ordered separately


	<b>CEILING FRAME</b> (included in the ED version) Order Code <b>20129</b>
---	---

	<b>3-CABLE SUSPENSION</b> Order Code <b>20128</b>
--	--


## BUILDING AUTOMATION - to be ordered separately

	<b>LOGICA SD LGFM CONTROL UNIT</b> Order Code <b>21102</b>	 <b>SD</b>
---	---	--

	<b>DALI MODULE</b> Order Code <b>15024</b>	<b>SD</b>
--	---	-----------


	<b>BUILDING AUTOMATION RADIO MODULE</b> Order Code <b>15022</b>	<b>SD</b>
---	--	-----------

	<b>1-10V MODULE</b> Order Code <b>15034</b>	<b>SD</b>
--	--	-----------

	<b>BUILDING AUTOMATION RADIO TRANSMITTER</b> Order Code <b>20104</b>	<b>SD</b>
---	---	-----------

## EMERGENCY LED INVERTERS - to be ordered separately (SD version only)

**SD**

	<b>INVERTER PLUG&amp;LIGHT SE/SA 1-3h 60-180V</b> (SD version only) Order Code <b>19367</b> (1h) Order Code <b>19371</b> (3h)	<b>TR</b>
---	--	-----------