

Cablecom Connect CBL Control Unit

emergency



Control unit for CBL Cablecom series luminaires with single power supply wired connection for data transmission and integrated WiFi for remote management from the Beghelli NuBe Cloud.



Newly installed luminaires are preconfigured in AutoTest AT mode. As soon as the CBL Control Unit is connected, they are automatically recognised as centralised luminaires and all programming and centralised monitoring functions are immediately available directly via the Control Unit buttons. By downloading the B.Connect APP, you can connect to the Control Unit and automatically configure the entire system, start functional and autonomy tests, change the parameters of each device and enable advanced functions such as Rest Mode and Infinity Mode.

Applications

Industry, services

Characteristics

Power supply 230VAC $\pm 10\%$, 50=60Hz

Mounting 4 DIN rail modules

Equipment back-up battery

Managed luminaires up to 32 CBL system luminaires

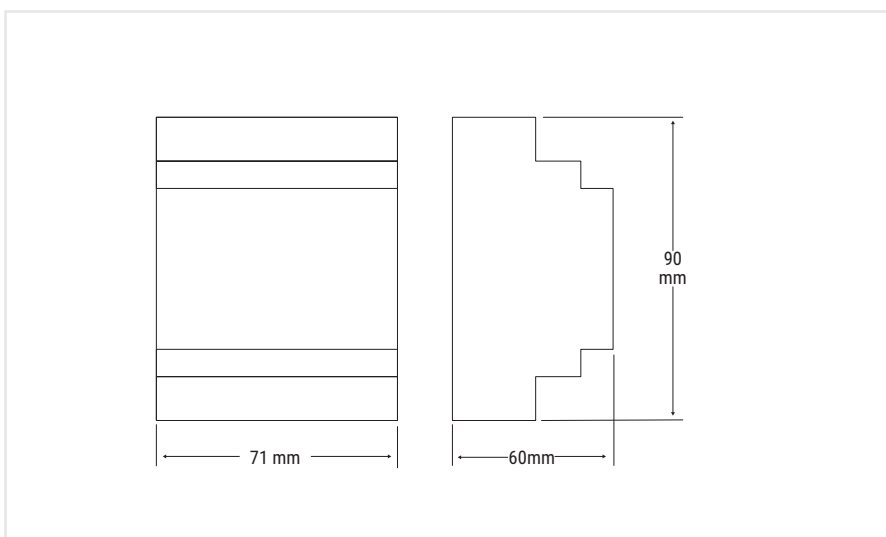
Connection interface

WiFi - AccesPoint (AP) mode and Client (STA) mode, Bluetooth (not enabled)

Management software

B.connect App, NuBe, Cablecom App

Compliance EN62034, EN50172, EN60950-1 2014/53/EU



098

FUNCTIONS

- Modular system
- Luminaires operating in both AutoTest and Centraltest CBL modes.
- Programmable autonomy (1-1.5 -2-3-8hrs)
- Delayed testing for part of the system (even/odd)
- Rotary switch for manual programming
- Possibility of remote control via B.connect APP
- Possibility of remote control via PC with the NuBe portal (in addition to GSM, Ethernet, USB, RS232 interfacing)
- Possibility of integration with Building Automation
- Centralised configuration operations
- Activation of Rest Mode function
- Activation of Infinity Mode function
- Automatic download of the system LogBook in PDF format, as required by the EN UNI 11222 Standard


INFINITY MODE, THE INFINITE AUTONOMY SYSTEM

The Infinity Mode function can be activated on all Cablecom (CBL) luminaires, either with the single product in AutoTest AT version (via the B.connect App) or in CentralTest CT version, by activating the specific mode from the control panel of the CableCom Connect Control Unit. Thanks to the CableCom communication BUS, which allows the same cables to be used


both for power supply and for data transmission, in the event of a blackout, when the rated autonomy is over, the CBL Bus will supply the electricity needed to keep the luminaire switched on over an infinite autonomy (at a reduced flux, power supplied from the CableCom CBL BUS line).

	Order Code	Description	Number of luminaires	Number of DIN rail modules	Weight Kg	Packaging Single/ Multi pack
AT-CBL	20151	CABLECOM CONNECT CONTROL UNIT	32	4	0.2	1

ACCESSORIES - to be ordered separately



GSM MODULE
With Ethernet LAN input and power supply (1+1 DIN)
SIM card slot (included)
Order Code **20157**



099 control units for self-contained luminaires