

Pratica IP65

emergency



IP65 luminaire particularly resistant to mechanical stress and weathering.



Innovative lens with RTI technology to increase mounting spacing and standardise pictogram illumination.



Housing equipped with many pre-drilled inlets, and accessories for $\varnothing 16$ and $\varnothing 20$ mm pipe inlets such as the PG16/20 adapter and the IP Plug membranes supplied.

Applications

Industry, outdoors, services

Characteristics

Power supply 230VAC $\pm 10\%$, 50÷60Hz

Mounting Recessed, wall, ceiling, edge mounting, suspended, electrified track

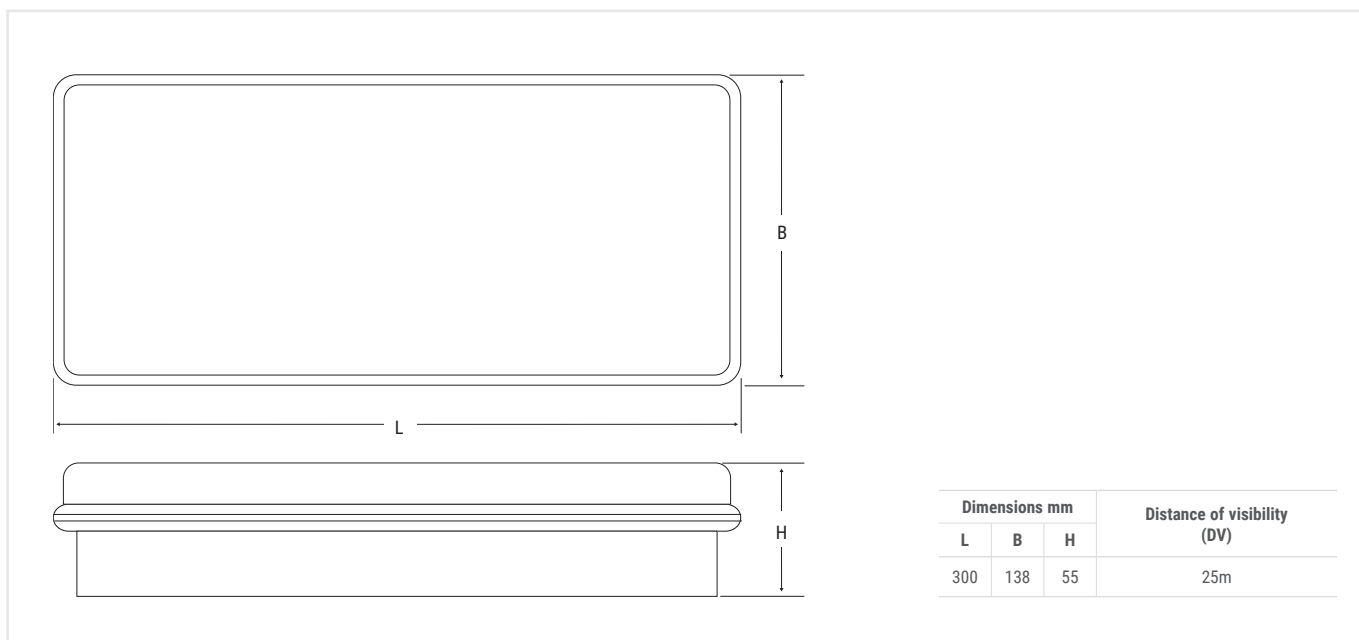
Recharging time 12h

Housing Polycarbonate, white RAL 9003

Optics PMMA lens with RTI technology (Total Internal Reflection)

Housing Polycarbonate, white RAL 9003

Compliance EN 60598-1, EN 60598-2-2, EN 60598-2-22, UNI EN 1838, UNI 11222, EN 62034.



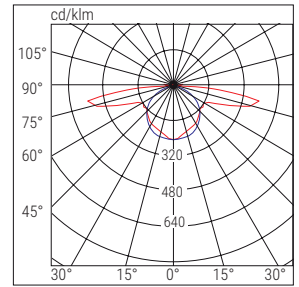
Dimensions mm			Distance of visibility (DV)
L	B	H	
300	138	55	25m

028

Performance according to EN 1838

Height (m)	Centre distance (m) ESCAPE ROUTES		Illuminated surface area (m) LARGE AREAS	
	Wall	Ceiling	Wall	Ceiling
2.5	8	-	4x6	-
3	-	9	-	6x7
Lighting >1lx at floor level along the centre line without reflections Emax/Emin <40			Lighting >0.5lx at floor level without reflections Emax/Emin <40	
Performance with reference to luminaire Order Code 250SE 300 lm			Maintenance coefficient 0.8	


PRATICA IP65



■ C90-C270



■ C0-C180

	Cod. ord.	W eq.	Descrizione	Versione	Autonomia h	Flusso SE lm	Flusso SA lm	Assorbimento		Note
								DC	AC	
TR	250SE	18	PRATICA IP65 300L 1.5/3 SE TR	SE	1.5/3	300/160			1.2 W	
	250SA	18	PRATICA IP65 300L 1.5/3 SA TR	SE/SA	1.5/3	300/160	200		2.5 W	
	500SE	24	PRATICA IP65 500L 1.5/3 SE TR	SE	1.5/3	500/250			1.2 W	
	500SA	24	PRATICA IP65 500L 1.5/3 SA TR	SE/SA	1.5/3	500/250	200		2.5 W	
AT	250ATSE	18	PRATICA IP65 300L SE AT	SE	1/1.5/2/3/8	300/300/250/160/70			2.6 W	
	250ATSA	18	PRATICA IP65 300L SA AT	SE/SA	1/1.5/2/3/8	300/300/250/160/70	200		4.8 W	
	500ATSE	24	PRATICA IP65 500L SE AT	SE	1/1.5/2/3/8	500/500/350/250/100			2.6 W	
	500ATSA	24	PRATICA IP65 500L SA AT	SE/SA	1/1.5/2/3/8	500/500/350/250/100	200		4.8 W	



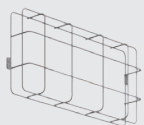







A 3 Inputs $\varnothing 16\pm 20$ mm and accessories to maintain the IP65 protection rating,
B Rear inlet suitable for box 503 or corrugated wall box

ACCESSORIES - included

	CONDUIT ADAPTER 16/20 mm WHITE 2 CABLE GLAND MEMBRANES IP65 Mounting with a $\varnothing 16$ or $\varnothing 20$ mm conduit
	LH/RH/BOTTOM/TOP STICKERS SA versions only Order Code 4117

ACCESSORIES - to be ordered separately

	SUSPENDED MOUNTING HOOKS Order Code 3723	
	RECESSED BOX Order Code 2742	
	PROTECTIVE GRILLE Dimensions 440x215x99 mm Order Code 3912	
	RM MODULE RM Order Code 15048	TR AT
	FALSE CEILING BRACKET Order Code 2751	
	SCREENS Order Code 4124 (LH/RH) Order Code 4125 (BOTTOM) Order Code 4126 (TOP)	
	RM INIBIT REMOTE CONTROL only for TR and AT equipped with RM module Order Code 2730	TR
	LH/RH/BOTTOM/TOP STICKERS Order Code 4117	