




Acciaio

lighting



 High robustness for applications in high-risk areas

 Available in Smart Driver version with Autodimmer sensor, managed from central control unit, or in adjustable RD system with possibility to switch between 4 steps of luminous flux.

 Independent cell optical design to increase beam control and maximise illuminance levels up to 20% higher than conventional optics

Applications

Industry - for heavy-duty and high-risk installations, outdoor environments

Characteristics

Power supply

SD Universal Multi Voltage

93÷265 VAC - 50/60Hz 176÷250 VDC

RD 230VAC ±10% 50 Hz

Power supply - MTBF a 25°C 80,000 h

Luminous flux retention at 25°C

>60,000h (2x versions) (L80B20)

>70,000h (1x versions) (L80B20)

Colour stability 3 SDCM

Mounting Ceiling, suspended, electrified track

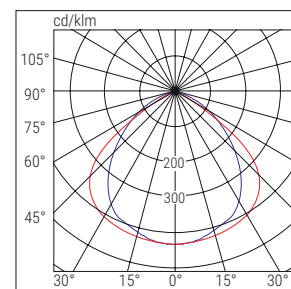
Housing Painted steel, RAL7035

Optics Anti-glare aluminium cells

Screen Tempered glass prism

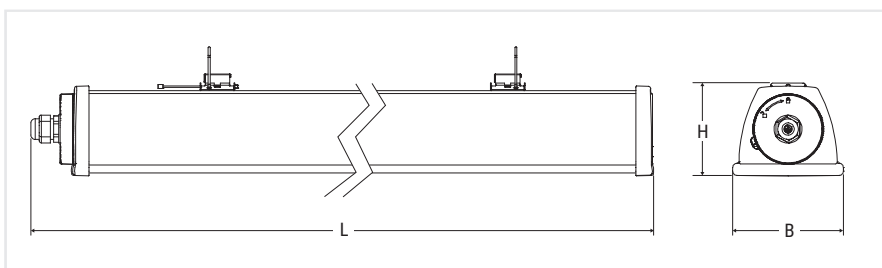
Compliance EN 60598-1, EN 60598-2-1, EN 60598-2-22, DIN 18031-3, EN 62471 (photobiological risk-free),

ATEX 2014/34/EU, 2014/53/EU



■ C0-C180
■ C90-C270

056







Size	Dimensions mm		
	L	B	H
S	667	108	90
M	1225	108	90
L	1565	108	90

	Size	Order Code	Description	Power W	Colour temp. K	Chromatic yield	LED Flux lm (Tj=25°C)	Luminaire flux lm	Brightness efficiency lm/W	Weight Kg	Notes and compliance
SD	M	A136ESD	ACCIAIO E LED 1X36 SD 4K	20	4000	>80	3150	2700	135	3.2	
	M	A236ESD	ACCIAIO E LED 2X36 SD 4K	35	4000	>80	5570	4700	135	3.2	
	M	A158ESD	ACCIAIO E LED 1X58 SD 4K	29	4000	>80	4400	3800	131	3.2	
	M	A258ESD	ACCIAIO E LED 2X58 SD 4K	52	4000	>80	8350	7000	135	3.2	
	L	A280ESD	ACCIAIO TOP LED 2X80 SD 4K	74	4000	>80	11800	9900	135	3.9	
RD	S	A218RD	ACCIAIO LED REGOLABILE 2x18 4K	34	4000	>80	6500	5000	147	3.2	
	M	A236RD	ACCIAIO LED REGOLABILE 2x36 4K	38	4000	>80	7100	6000	158	3.2	
	M	A258RD	ACCIAIO LED REGOLABILE 2x58 4K	51	4000	>80	9500	8000	157	3.2	
	L	A280RD	ACCIAIO LED REGOLABILE 2x80 4K	63	4000	>80	11900	10000	159	3.2	

DALI **INTERFACING WITH ACCESSORY TO BE ORDERED SEPARATELY:**
 It is possible to create DALI luminaires by integrating the version **SD** with the accessory **Dali Module** Order Code **15024**
 Example: Order Code **A136ESD + 15024** = Luminaire **A136ESD** in the DALI version **DALI**

RD VERSIONS, MANUALLY ADJUSTABLE FLUX/POWER AT 4 STEPS


	Flux/ power	A218RD			A236RD			A258RD			A280RD		
		lm	W	lm/W	lm	W	lm/W	lm	W	lm/W	lm	W	lm/W
	STEP 1	5000	34	147	6000	38	158	8000	51	157	10000	63	159
	STEP 2	4400	29	152	5400	32	169	7000	43	163	8700	53	164
	STEP 3	3850	24	160	4400	26	169	6000	35	171	7400	44	168
	STEP 4	3080	19	162	3700	21	176	4900	28	175	6000	35	171

The lighting system must consider both the required level of lighting obtained from the lighting calculation and the power saving needs. Steel Adjustable allows you to achieve this result thanks to its driver equipped with a 4-step current modulation switch that provides maximum luminous efficiency and, therefore, maximum power saving, while respecting the luminous flux determined in the design phase.

SPECIAL VARIANTS - on request


CHROMATIC YIELD ≥90 - COLOUR TEMPERATURE - THREE-PHASE ELECTRIFIED FEED-THROUGH - POLYCARBONATE DIFFUSER (HACCP)

ACCESSORIES - included




SMART DIMMER LIGHT SENSOR

Order Code **15040**




ACCESSORIES - to be ordered separately



DIFFUSING SCREEN 1200 - 1500

Order Code **20107** (1200) - **20113** (1500)



SWIVEL BRACKET


2 pieces

Order Code **20122**



DOUBLE INLET FITTING M20

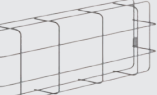
Order Code **15019**



ATEX STEEL KIT

(Included in the 2x80 version)
Incompatible with emergency inverters

Order Code **15018**



PROTECTIVE GRILLE


Order Code **8063** Vers. M/L - 1700 x 291 x 135 mm


NEXT >

Acciaio


lighting

BUILDING AUTOMATION - to be ordered separately





LOGICA SD LGFM CONTROL UNIT 

Order Code **21102** 





DALI MODULE

Order Code **15024** 





BUILDING AUTOMATION RADIO TRANSMITTER

Order Code **20104** 




1÷10V MODULE

Order Code **15034** 




BUILDING AUTOMATION RADIO MODULE


Order Code **15022** 

LED INVERTER EMERGENCY LUMINAIRE - to be ordered separately (SD version only)






INVERTER PLUG&LIGHT SE/SA 1-3h 20-60V

Order Code **19358** (1h)
Order Code **19359** (3h) 





INVERTER GL AT/LG AR 15W 55V

Order Code **19391** (LiFe battery) 
Order Code **19390** (LTO battery)




INVERTER AT/LG AR 9W 55V

Order Code **19355L** (LiFe battery) 




LGFM EMERGENCY MODULE
For AT/LG series inverters only

Order Code **19375** 

LED INVERTER EMERGENCY LUMINAIRE - to be ordered separately (RD version only)



Only for versions 2x36, 2x58 and 2x80



INVERTER PLUG&LIGHT SE/SA 1-3h 60-180V

Order Code **19367** (1h)
Order Code **19371** (3h) 