

PaneLed

recessed



IP40

IK05

650°



+40°C
-20°C

UGR<19

UGR<22

FLICKER FREE



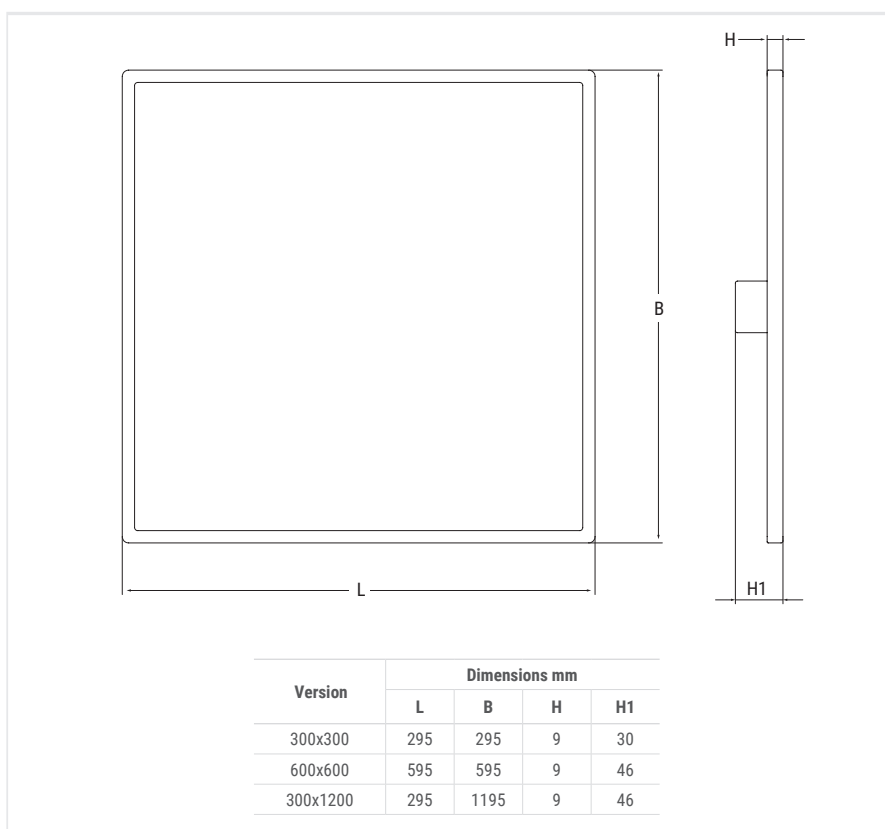
LED panel with high luminous flux up to 4 200 lm.



Recessed, suspended and surfaced frame installation to be ordered separately.



Version with anti-reflective microprismatic diffuser UGR <19 available.



Application

Tertiary, retail, offices, schools

Characteristics

Power supply 220÷240 Vac, 50÷60 Hz

Luminous flux maintenance at 25°C

>30.000h (L80B20)

Colour stability 3 SDCM

Mounting recessed, surfaced, suspended

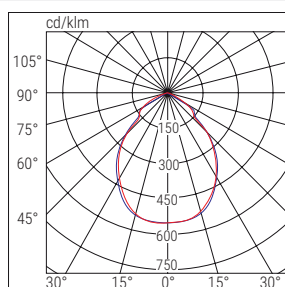
Body white painted aluminium

Diffuser Self-extinguishing UV stabilized PMMA, prismatic

Colour white

Standards EN60598-1, EN60598-2-2, EN 62471

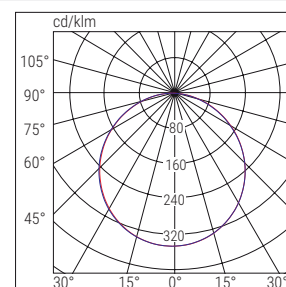
PANELED UGR<19



■ C180-C270

■ C90-C270

PANELED




■ C0-C180


■ C90-C270

	Version	Code	Description	Power W	Colour temp. K	CRI	Lum. flux LED lm (Tj=25°C)	Luminaire lum. flux lm	lm/W	Weight Kg	Packaging	
UGR<19	600X600	70040	PAN LED 600X600 UGR<19 3K	38	3000	>80	4000	3040	80	3.7	1/5	
	1200x300	70042	PAN LED 1200x300 UGR<19 3K	38	3000	>80	4000	3040	80	3.7	1/5	
	600X600	70044	PAN LED 45W 600X600 UGR<19 3K	45	3000	>80	5700	4150	92	3.7	1/5	
	1200X300	70046	PAN LED 45W 1200X300 UGR<19 3K	45	3000	>80	5700	4150	92	3.7	1/5	
	600X600	70041	PAN LED 600X600 UGR<19 4K	38	4000	>80	4200	3040	80	3.7	1/5	
	1200x300	70043	PAN LED 1200x300 UGR<19 4K	38	4000	>80	4200	3040	80	3.7	1/5	
	600X600	70045	PAN LED 45W 600X600 UGR<19 4K	45	4000	>80	5800	4275	95	3.7	1/5	
	1200X300	70047	PAN LED 45W 1200X300 UGR<19 4K	45	4000	>80	5900	4275	95	3.7	1/5	
UGR<22	300X300	70037	PAN LED 14W 300X300 3000K	18	3000	>80	1520	1300	93	0.65	1/5	
	300X300	70038	PAN LED 14W 300X300 4000K	18	4000	>80	1520	1300	93	0.65	1/5	
	600X600	70010	PAN LED 38W 600X600 3000K	38	3000	>80	3800	3600	94	3.7	1/5	
	600X600	70011	PAN LED 38W 600X600 4000K	38	4000	>80	3800	3600	94	3.7	1/5	
	600X600	70021	PAN LED 45W 600X600 3000K	45	3000	>80	5000	4200	93	3.7	1/5	
	600X600	70022	PAN LED 45W 600X600 4000K	45	4000	>80	5000	4200	93	3.7	1/5	
	1200x300	70012	PAN LED 38W 1200x300 3000K	38	3000	>80	3800	3600	94	3.7	1/5	
	1200x300	70013	PAN LED 38W 1200x300 4000K	38	4000	>80	3800	3600	94	3.7	1/5	
	1200x300	70023	PAN LED 45W 1200X300 3000K	45	3000	>80	5000	4200	93	3.7	1/5	
	1200x300	70024	PAN LED 45W 1200X300 4000K	45	4000	>80	5000	4200	93	3.7	1/5	
	STMIVA TELNÝ	600X600	70025	PAN LED 38W 600X600 3K 1-10V	38	3000	>80	3800	3000	83	3.7	1/5
		600X600	70026	PAN LED 38 W 600X600 4K 1-10V	38	4000	>80	3800	3000	83	3.7	1/5
600X600		70029	PAN LED 45W600X600 3K 1-10V	45	3000	>80	5000	4200	93	3.7	1/5	
600X600		70030	PAN LED 45W 600X600 4K 1-10V	45	4000	>80	5000	4200	93	3.7	1/5	
1200x300		70027	PAN LED 38W 1200x300 3K 1-10V	38	3000	>80	3800	3000	83	3.7	1/5	
1200x300		70028	PAN LED 38W 1200x300 4K 1-10V	38	4000	>80	3800	3000	83	3.7	1/5	
1200x300		70031	PAN LED 45W 1200x300 3K 1-10V	45	3000	>80	5000	4200	93	3.7	1/5	
1200x300		70032	PAN LED 45W 1200x300 4K 1-10V	45	4000	>80	5000	4200	93	3.7	1/5	


ACCESSORIES - to be ordered separately



ADAPTER FOR SURFACED MOUNTING - LOW
 Code **20099** (300x300 h 55)
 Code **20097** (600x600 h 55)
 Code **20100** (300x1200 h 55)




ADAPTER FOR SURFACED MOUNTING - HIGH
 Code **20089** (600x600 h 70)
 Code **20101** (300x1200 h 70)



PLASTERBOARD HOLDERS
 4 pcs
 Code **70049**

SUSPENDED MOUNTING KIT
 Code **70033**

EMERGENCY WITH LED INVERTER - to be ordered separately



INVERTER PLUG&LIGHT SE/SA 1-3h 20-60V
 Code **19358** (1h)
 Code **19359** (3h)