

Funzione3



- IP20
IP40
- IK05
- 650°
-
- +40°C
-20°C
- CRI>90
- UGR<19



Multi-purpose downlight with a revolutionary design and high luminous flux.



Power supply system adjustable in 4 luminous flux steps to adapt the product to all requirements.



Variable geometry multi-lens screen with 3 different light beams.



Decomposable body for recessed or ceiling mounting without accessories. The ED version has the power supply integrated in the luminaire.

Applications

Services, retail, offices, schools

Characteristics

Power supply

SD 93÷265VAC, 50÷60Hz, 176÷250VDC

ED 230VAC ±10% 50Hz

Power supply - MTBF at 25°C 70,000h

Luminous flux retention at 25°C

>70,000h (L80B20)

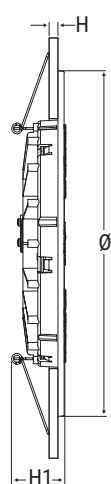
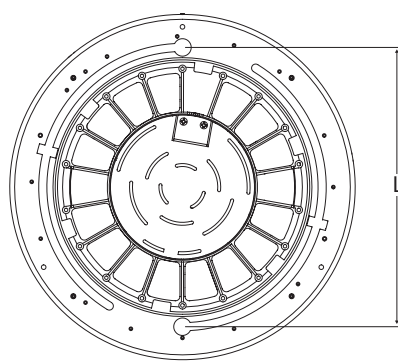
Colour stability 3 SDCM

Mounting plasterboard, ceiling, suspended

Housing Polycarbonate, RAL 9003

Optics PMMA Multi-lens

Compliance EN 60598-1, EN 60598-2-2, EN60598-2-22, EN62471 (photobiological risk-free), CAM Minimum Environmental Criteria according to DM 11.01.2017, 2014/53/EU

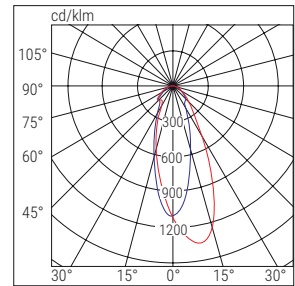


Recessed mounting hole mm	Dimensions mm				
	Ø	H	H1	L	H2
Ø 170÷200	235	6÷25	36	190	32

ONE PRODUCT 27 SOLUTIONS

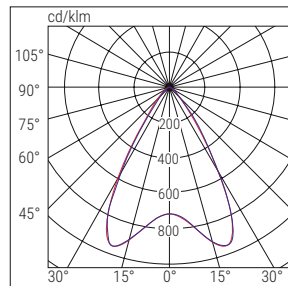
By combining three types of mounting with the possibility of having three built-in optics on a single product, we offer you nine different combinations with a single device, each featuring 3 different colour temperatures: 3000, 4000, 5000K

WALL WASHER ASYMMETRICAL LENS



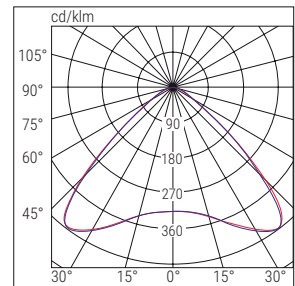
■ C0-C180 ■ C90-C270

CONCENTRATING LENS TYPE DARK LIGHT UGR <19



■ C0-C180 ■ C90-C270

DIFFUSING LENS UGR <25



■ C0-C180 ■ C90-C270

MOUNTING



	Order Code	Description	Power W	Colour temp. K	Chromatic yield	LED Flux lm (Tj=25°C)	Luminaire flux lm	Brightness efficiency lm/W	Weight Kg	Packaging Single/ Multi pack	Notes and compliance
SD	226SD4	FUNZIONE3 226 SD 4000K CRI90	13.5	4000	>90	1900	1500	110	0.5	1	AUTO-DIMMER
	170SD3	FUNZIONE3 170 SD 3000K CRI90	24	3000	>90	3400	2700	110	0.5	1	
ED	226ED4	FUNZIONE3 226 ED 4000K CRI90	13.5	4000	>90	1900	1500	110	0.5	1	ON / OFF
	170ED3	FUNZIONE3 170 ED 3000K CRI90	24	3000	>90	3400	2700	110	0.5	1	
	226EDMC	FUNZIONE3 226 ED MULTICOLOUR CRI90	13.5	3000/4000/5000	>90	1900	1500	110	0.5	1	
	170EDMC	FUNZIONE3 170 ED MULTICOLOR CRI90	24	3000/4000/5000	>90	3400	2700	A++	0.5	1	


DALI INTERFACING WITH ACCESSORY TO BE ORDERED SEPARATELY:
 It is possible to create DALI luminaires by integrating the version **SD** with the accessory **Dali Module** Order Code **15024**
 Example: Order Code **226SD4+ 15024** = Luminaire **226SD4** in the **DALI** version

NEXT >


Funzione3


lighting

ACCESSORIES - included



	SMART DIMMER LIGHT SENSOR Order Code 15039	SD
---	---	-----------


ACCESSORIES - to be ordered separately


	CEILING FRAME (included in the ED version) Order Code 20129
---	---


	3-CABLE SUSPENSION Order Code 20128
--	--


BUILDING AUTOMATION - to be ordered separately

	LOGICA SD LGFM CONTROL UNIT Order Code 21102	 SD
---	---	--


	DALI MODULE Order Code 15024	SD
--	---	-----------

	BUILDING AUTOMATION RADIO MODULE Order Code 15022	SD
---	--	-----------

	1-10V MODULE Order Code 15034	SD
--	--	-----------

	BUILDING AUTOMATION RADIO TRANSMITTER Order Code 20104	SD
---	---	-----------

LED INVERTER EMERGENCY LUMINAIRE - to be ordered separately (SD version only) **SD**

	INVERTER PLUG&LIGHT SE/SA 1-3h 60-180V (SD version only) Order Code 19367 (1h) Order Code 19371 (3h)	TR
---	--	-----------