

# BS240

lighting



IP66

IK10

850°

DERATING

+50°C  
-20°C



Great robustness of a luminaire with a luminous flux of up to more than 21,000lm. Extremely compact dimensions.



Large symmetrical beam angle on 4 sides, especially for locations with particularly low ceilings (Parking version)

## Applications

Industry, services, gyms, car parks, warehouses, shopping centres, areas subject to HACCP

## Characteristics

**Power supply** Universal Multi Voltage  
93÷265 VAC - 50/60Hz 176÷250 VDC

**Power supply - MTBF a 25°C** 80,000 h

**Luminous flux retention at 25°C**  
>70,000h (L80B20)

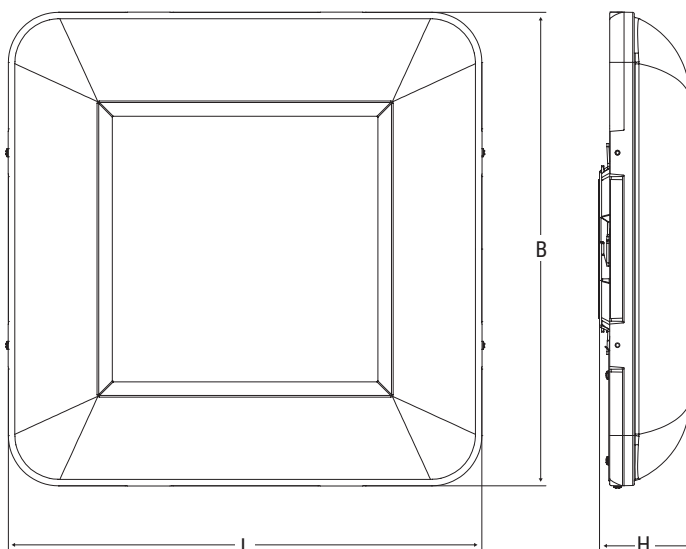
**Colour stability** 3 SDCM

**Mounting** Ceiling, suspended, electrified track

**Housing** Polyester powder-coated die-cast aluminium, RAL 7040

**Optics** Anti-glare aluminium, diffusing

**Compliance** EN 60598-1, EN 60598-2-1, EN 60598-2-22, DIN 18031-3, EN 62471 (photobiological risk-free), 2014/53/EU

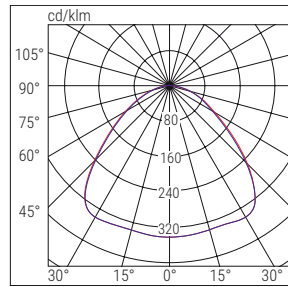


Dimensions mm

L	B	H
443	443	85

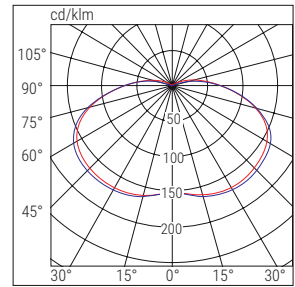
062

## BS240



■ C0-C180 ■ C90-C270


## BS240 PARKING



■ C0-C180 ■ C90-C270


	Order Code	Description	Power W	Colour temp. K	Chromatic yield	LED Flux lm (Tj=25°C)	Luminaire flux lm	Brightness efficiency lm/W	Weight Kg	Packaging Single/ Multi pack	Notes and compliance	
<b>SD</b>	11288SD	BS240 LED 455 SD 4K	100	4000	≥80	15500	13300	133	5.5	1		<b>AUTO-DIMMER</b>
	11289SD	BS240 LED 655 SD 4K	160	4000	≥80	23300	21300	133	5.5	1		
	11288PSD	BS240 LED 255 SD 4K	50	4000	≥80	7800	6650	133	5	1	Parking	
<b>ED</b>	11288ED	BS240 LED 455 ED 4K	100	4000	≥80	15500	13300	133	5.5	1		<b>ON / OFF</b>
	11289ED	BS240 LED 655 ED 4K	160	4000	≥80	23300	21300	133	5.5	1		
	11288PED	BS240 LED PARK ED 4K	50	4000	≥80	7800	6650	133	5	1	Parking	
<b>DALI</b>	<b>INTERFACING WITH ACCESSORY TO BE ORDERED SEPARATELY:</b> It is possible to create DALI luminaires by integrating the version <b>SD</b> with the accessory <b>Dali Module</b> Order Code <b>15024</b> Example: Order Code <b>11288SD + 15024</b> = Luminaire <b>11288SD</b> in the DALI version											<b>DALI</b>


## ACCESSORIES - included




**SMART DIMMER LIGHT SENSOR**

Order Code **15039**






**CEILING MOUNTING BRACKET**




**CONDUIT FIXING BRACKET**

Order Code **12665**



**EYE-BOLTS FOR SUSPENDED MOUNTING**

## ACCESSORIES - to be ordered separately



**SUSPENDED MOUNTING KIT**

Order Code **12663**




# BS240

lighting

## BUILDING AUTOMATION - to be ordered separately

	<p><b>LOGICA SD LGFM CONTROL UNIT</b></p> <p>Order Code <b>21102</b></p> <p><b>nuBe</b></p> <p><b>SD</b></p>	 <p><b>DALI MODULE</b></p> <p>Order Code <b>15024</b></p> <p><b>SD</b></p>
	<p><b>BUILDING AUTOMATION RADIO TRANSMITTER</b></p> <p>Order Code <b>20104</b></p> <p><b>SD</b></p>	 <p><b>1÷10V MODULE</b></p> <p>Order Code <b>15034</b></p> <p><b>SD</b></p>
	<p><b>BUILDING AUTOMATION RADIO MODULE</b></p> <p>Order Code <b>15022</b></p> <p><b>SD</b></p>	

## LED INVERTER EMERGENCY LUMINAIRE - to be ordered separately

 <p><b>INVERTER PLUG&amp;LIGHT SE/SA 1-3h 20-60V</b></p> <p>Order Code <b>19358</b> (1h) Order Code <b>19359</b> (3h)</p> <p><b>TR</b></p>	 <p><b>INVERTER GL AT/LG AR 15W 55V</b></p> <p>Order Code <b>19391</b> (LiFe battery) Order Code <b>19390</b> (LTO battery)</p> <p><b>AT LG</b></p>
 <p><b>INVERTER AT/LG AR 9W 55V</b></p> <p>Order Code <b>19355L</b> (LiFe battery)</p> <p><b>AT LG</b></p>	 <p><b>LGFM EMERGENCY MODULE</b> For AT/LG series inverters only</p> <p>Order Code <b>19375</b></p> <p><b>LGFM</b></p>