




SIGN LED

Combined safety sign and safety luminaire. Housing made of flat sheet steel profiles with angular contours in triangular shape. 2-sided indication of safety devices through exchangeable safety sign panes. Illumination of safety devices with 5 lx through high-power LED with light guidance through special lens.

Version for surface wall mounting

MOUNTING TYPES



TECHNICAL DATA

| | | | |
|---|-------------------------------|-------------------------------|-------------------------------|
| Housing: | Sheet steel, white (RAL 9003) | Color temperature: | 6.500 K (SSL) 4.000 K (SL) |
| Display pane: | PMMA, printed | Color rendering index: | 70 (SSL & SL) |
| Lens: | PMMA, transparent | Optic interface: | LIFE |
| Service life L₈₀B₂₀: | 50.000 h | | |
| Color stability: | 3 SDCM | | |



Commissioning: For Autotest, operating duration, operating mode PS, monitoring group and test duration are only programmable per app B.connect over smartphone locally on luminaire.

SELF-CONTAINED SUPPLY

| | |
|-----------------------------|---|
| Mains supply: | 198 V – 254 V/50 Hz |
| Switching: | Maintained and non-maintained or non-maintained |
| Ambient temperature: | 0 °C to +40 °C |
| Protection class: | I |

DECENTRAL SUPPLY

| | |
|-----------------------------|------------------|
| Mains supply: | 24 V +/- 20 % DC |
| Battery supply: | 24 V +/- 20 % DC |
| Ambient temperature: | -20 °C to +40 °C |
| Protection class: | III |

CENTRAL SUPPLY

| | |
|-------------------------------|-------------------------|
| Mains supply: | 198 V – 254 V/50 Hz |
| Battery supply: | 176 V – 276 V |
| Ambient temperature: | -20 °C to +40 °C |
| Protection class: | I |
| Mains supply (alt.): | 90 V – 254 V / 50/60 Hz |
| Battery supply (alt.): | 90 V – 276 V |

Variant

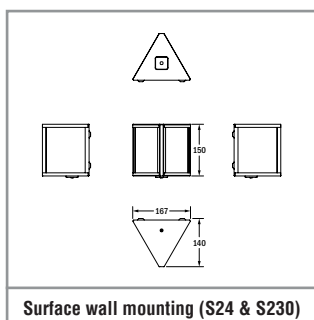
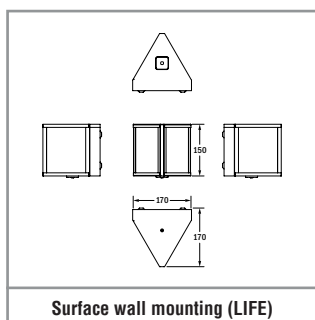
LIFE – partial component: safety luminaire



243 lm

Sicuro24 / Sicuro230 – partial component: safety luminaire

323 lm



| | | | | | | | | | |
|-----------------------------------|----------------------|-------------------------|------|-----|--------------|--------------|--------------|------------------------|------|
| Autotest / CableCom Order code | Logica Order code | Logica FM Order code | | | $\Phi =$ 1 h | $\Phi =$ 3 h | $\Phi =$ 8 h | | |
| 37225 ¹ | 37226 ¹ | 37227 ¹ | 26 m | 2+1 | 323 lm | 186 lm | 65 lm | 2x LIFE 6.4 V / 1.5 Ah | 8 VA |

SICURO DECENTRAL SUPPLY

| | | | | |
|------------------------|------|-----|----------|-------|
| Sicuro24 Order code | | | $\Phi =$ | $P =$ |
| 32074 ¹ | 26 m | 2+1 | 323 lm | 6.7 W |

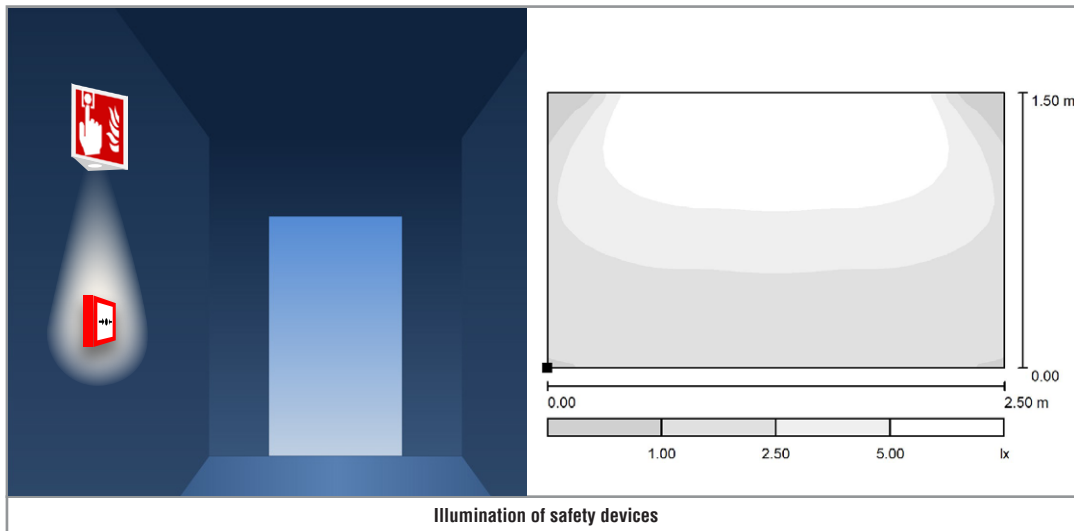
Surface wall mounting (2-sided indication) for indication and illumination of safety devices

SICURO CENTRAL SUPPLY

| | | | | | |
|-------------------------|------|-----|----------|-----------------|-------|
| Sicuro230 Order code | | | $\Phi =$ | $S \sim$ | $P =$ |
| 31103 ¹ | 26 m | 2+1 | 323 lm | 15.7 VA / 7.6 W | |

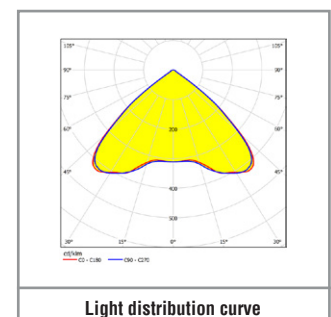
Surface wall mounting (2-sided indication) for indication and illumination of safety devices

¹ Luminaire is equipped with 2 separate monitoring and control modules. The operating modes of the two monitoring and control modules for illumination of the safety signs and the safety device are separately configurable.



Illumination of safety devices

| Please order safety sign accessories separately | | |
|---|-------------|---|
| Order code | Description | |
| E16914M | | F001 safety sign pane fire extinguisher |
| E16915M | | F002 safety sign pane extinguishing hose |
| E16913M | | F005 safety sign pane fire detector |
| E16910M | | E003 safety sign pane first aid |
| E16912M | | E004 safety sign pane emergency telephone |
| E16911M | | E007 safety sign pane assembly point |
| E16917M | | E017 safety sign pane escape hatch |
| E16916M | | E019 safety sign pane emergency hatch |



Light distribution curve