

Rondo LED

nouzové / emergency



IP20



+30°C
0°C

Technické parametry

Jmenovité napětí 230 V_{AC} ±10 %, 50–60 Hz

Montáž stropní a vestavná

Těleso polykarbonát, bílá RAL 9003

Difuzér methakrylát

Normy ČSN EN 60598-1, ČSN EN 60598-2-22, ČSN EN 60598-2-2, ČSN EN 62034, ČSN EN 1838

Aplikace

sektor služeb, nemocnice, hotely

Characteristics

Power supply 230 V AC ±10 %, 50–60 Hz

Mounting ceiling and recessed

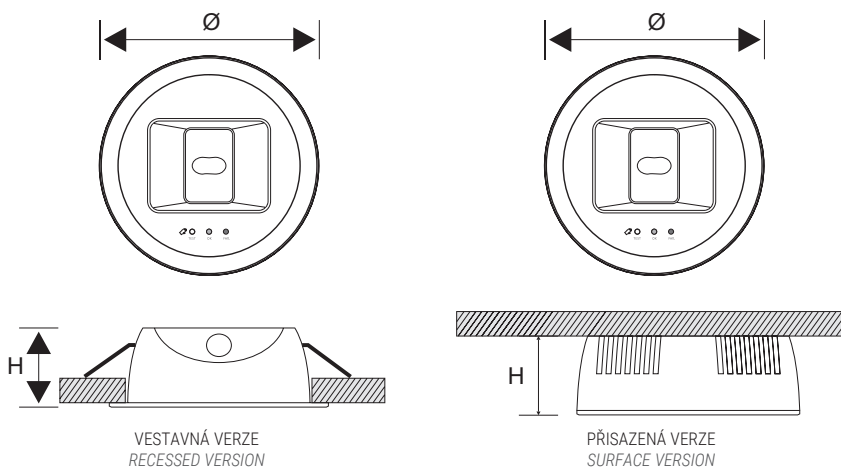
Housing polycarbonate, white RAL 9003

Screen methacrylate

Compliance EN 60598-1, EN 60598-2-22, EN 60598-2-2, EN 62034, EN 1838

Applications

service sectors, hospitals, hotels

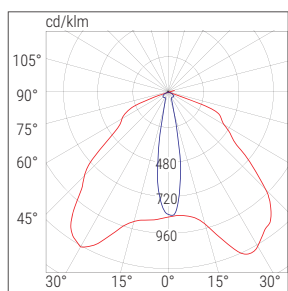


VESTAVNÁ VERZE
RECESSED VERSION

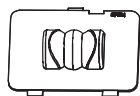
PŘISAZENÁ VERZE
SURFACE VERSION

Verze Version	Rozměry Dimensions mm	
	Ø	H
Vestavná Recessed	130	46
Přisazená Surface	130	46

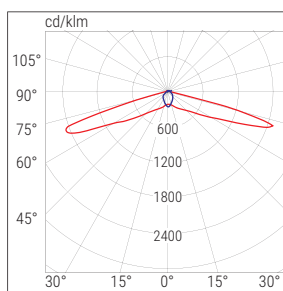
RONDO LED – Koridor, vysoký strop > 6 m
RONDO LED – Corridor, High roof > 6 m



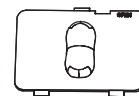
■ C0-C180 ■ C90-C270



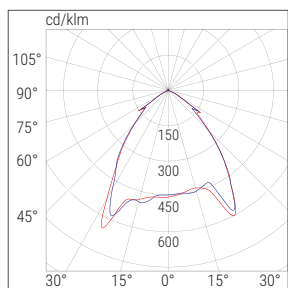
RONDO LED – Koridor, nízký strop < 6 m
RONDO LED – Corridor, Low roof < 6 m



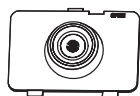
■ C0-C180 ■ C90-C270



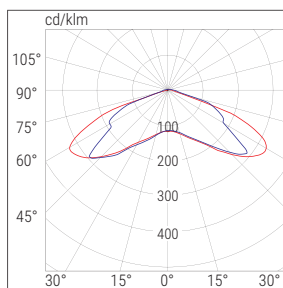
RONDO LED – Otevřený prostor, vysoký strop > 5 m
RONDO LED – Open area, High roof > 5 m



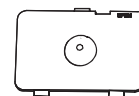
■ C0-C180 ■ C90-C270



RONDO LED – Otevřený prostor, nízký strop < 5 m
RONDO LED – Open area, Low roof < 5 m



■ C0-C180 ■ C90-C270



	Kód Code	W	Popis Description	Verze Version	Autonomie Autonomy h	Svět. tok Flux SE lm	Svět. tok Flux SA lm	Příkon Absorbed Power		Pozn. Notes
								DC	AC	
AT	N94500AT		RONDOLED AT DA/DE	SE	3	230			2 W	

Parametry svítidla nemohou být modifikovány přes aplikaci B.connect / Luminaire parameters cannot be modified via the B.connect App.

